



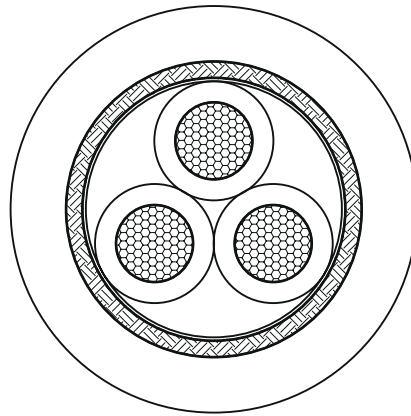
# SH-PC-A

Cavi unipolari e multipolari, armati di potenza e controllo 0,6/1kV

Single and multicore, armoured power and control shipboard cables rated 0,6/1kV



Technical data	
<b>Conductor</b>	Bare (or tinned copper) class 5 according to IEC 60228
<b>Insulation</b>	HF XLPE compound according to IEC 60092-351 Thickness according to IEC 60092-353 amend. 1 table 1
<b>Core identification (preferential)</b>	1 core: black 2 cores: brown, blue 3 cores: black, grey, brown or (blue or green/yellow) 4 cores: brown, black, grey, blue or green/yellow 5 cores: blue, brown, black, grey, black or green/yellow From 5 cores: black numbered (with or without green/yellow)
<b>Inner covering (optional)</b>	Halogen free compound or fillers
<b>Armouring</b>	Bare copper (upon request tinned copper or galvanized steel) wire braid. Minimum coverage 90%
<b>Sheath</b>	SHF 1 compound according to IEC 60092-359 Thickness according to IEC 60092-353 clause 3.7.3 Colour: black (or other colour agreed) Outer diameter according to IEC 60092-350 annex D
<b>Marking</b>	UNIKA (Italy) – SH-PC-A 0,6/1 kV 90°C (core number) x (cross-section) – IEC 60092-353 – IEC 60332-3-22 – traceability code
<b>Rated conductor temperature for fixed installation</b>	-40 ÷ 90°C
<b>Minimum installation temperature</b>	- 15°C
<b>Minimum bending radius (according to IEC 60092-352 table 4)</b>	6D
<b>Fire behaviour</b>	IEC 60332-3-22 not fire propagation IEC 60332-1-2 not flame propagation IEC 60754-1 halogen content IEC 60754-2 pH and conductivity IEC 60684-2 fluorine content IEC 61034-1 and 61034-2 light transmittance



code (*)	conductor number x cross-section [xmm <sup>2</sup> ]	overall diameter [mm]	copper mass [Kg/km]	cable mass [Kg/km]
N1017	1x1,5	7,2	44,2	97,8
N1027	2x1,5	10,7	78,5	203,1
N1037	3x1,5	11,1	94,5	221,4
N1047	4x1,5	12,1	112,4	258,8
N1057	5x1,5	13,0	133,5	296,2
N1077	7x1,5	13,9	165,4	351,1
N1107	10x1,5	17,3	229,1	485,0
N1127	12x1,5	18,1	259,8	552,7
N1147	14x1,5	18,9	289,3	607,4
N1197	19x1,5	21,3	421,6	811,4
N1247	24x1,5	24,5	496,3	986,6
N1277	27x1,5	24,9	537,7	1053,0
N1307	30x1,5	26,1	619,3	1182,0
N1377	37x1,5	27,9	731,6	1369,0
N1019	1x2,5	7,6	56,6	112,3
N1029	2x2,5	11,6	101,3	248,1
N1039	3x2,5	12,2	128,0	279,7
N1049	4x2,5	13,2	155,3	326,8
N1059	5x2,5	14,4	183,4	380,6
N1079	7x2,5	15,5	236,2	464,2
N1109	10x2,5	19,5	371,3	675,9
N1129	12x2,5	20,4	438,2	785,7
N1149	14x2,5	21,3	483,6	861,1
N1199	19x2,5	23,5	605,5	1063,6
N1249	24x2,5	27,3	756,9	1333,9
N1309	30x2,5	28,8	906,1	1562,3
N1379	37x2,5	30,9	183,4	1828,3
N101A	1x4	8,4	76,1	142,7
N102A	2x4	12,8	141,1	315,7
N103A	3x4	13,8	185,1	377,6
N104A	4x4	15,1	228,9	450,4
N105A	5x4	16,0	272,3	505,6
N101B	1x6	8,8	87,2	159,2
N102B	2x6	13,5	167,2	360,1
N103B	3x6	14,8	223,3	443,3
N104B	4x6	15,7	277,5	509,2
N105B	5x6	17,2	336,3	600,7

code (*)	conductor number x cross-section [xmm <sup>2</sup> ]	overall diameter [mm]	copper mass [Kg/km]	cable mass [Kg/km]
N101D	1x10	9,8	135,6	219,6
N102D	2x10	15,9	260,8	525,7
N103D	3x10	16,7	355,0	620,3
N104D	4x10	18,3	454,7	755,4
N105D	5x10	20,3	553,9	907,9
N101E	1x16	10,9	190,1	290,1
N102E	2x16	18,2	387,1	728,5
N103E	3x16	19,2	536,9	877,0
N104E	4x16	21,6	751,9	1144,7
N105E	5x16	23,7	919,3	1365,0
N101F	1x25	13,2	276,6	418,3
N102F	2x25	22,6	641,4	1151,3
N103F	3x25	24,1	879,9	1398,8
N104F	4x25	26,4	1131,1	1712,5
N105F	5x25	28,8	1382,4	2027,4
N101G	1x35	14,8	377,4	552,6
N102G	2x35	25,0	832,0	1453,3
N103G	3x35	26,6	1156,4	1779,2
N104G	4x35	29,2	1492,2	2187,6
N105G	5x35	32,3	1837,7	2642,6
N101H	1x50	16,7	542,4	743,5
N103H	3x50	30,7	1628,0	2438,8
N104H	4x50	34,6	2115,8	3102,2
N101J	1x70	19,0	757,9	1014,3
N103J	3x70	35,0	2441,1	3430,0
N104J	4x70	39,1	3158,8	4311,5
N101K	1x95	21,7	1031,8	1348,6
N103K	3x95	39,2	3048,0	4286,8
N104K	4x95	43,6	3984,6	5399,7
N101L	1x120	24,1	1306,5	1697,7
N104L	3x120	47,0	3835,1	5753,1
N101M	1x150	26,0	1575,3	2007,6
N103M	3x150	48,8	4760	6780
N101N	1x185	28,1	2085,9	2555,1
N103N	3x185	54,0	5800	8280
N101P	1x240	31,7	2429,8	3059,3

(\*) Add letter G at the code for cables having green/yellow conductor  
 (\*\*) For current ampacity see type SH-PC-U. The ampacity is referred to ambient temperature of 45°C and based upon IEC 60092-352.

Further formation and cross-section are available upon request